


8. Wash your car on the lawn, not in the driveway. Or go to a car wash that sends its used water to the sewage treatment plant. Don't allow soapy, dirty water from car washing to run to the nearest storm drain.
9. Prevent soil erosion. Bare soil easily washes into the storm drains. Seed and mulch exposed soil as soon as possible. Cover piles of soil for your yard or garden with a tarp until you're ready to use it. Don't dig up more soil than necessary. If you're building a home, choose a builder who complies with erosion control legislation and takes extra care in preventing runoff.
10. Get involved. Learn more about local waters and join a local watershed or conservation group. Go to the **Dane County Waters** page (www.danewaters.com/waters.asp) and use the **Watershed Locator** (www.danewaters.com/watershed_locator/wshlocsearch4.asp) to find out what watershed you live in.

Then go to **Watershed Associations, Friends Groups and Other Natural Resource Groups** (www.danewaters.com/friends.asp) to locate an active group in your area. There are many groups in

Dane County all working to preserve and enhance the natural resources here. Check out their web sites or get in touch with their contact person to find out how you can get involved. If you don't find one where you live, consider starting one!



Don't let anything but rain go down the storm drain or in the ditch.

myfairlakes.com

Madison Area Municipal Storm Water Partnership
608-224-3746 info@myfairlakes.com



“In Dane, only the rain goes down the drain.”

Storm water is more than just water.

Rain and snowmelt wash dirt, excess nutrients, grease, trash and more from roads, parking lots and other hard surfaces into storm drains and ditches, which empty directly into our lakes, streams and rivers.

The way to protect and clean the lakes and streams is to make sure that only rain and nothing else goes down the storm drains and into the ditches.

Look inside to learn more.

myfairlakes.com

Madison Area Municipal Storm Water Partnership
608-224-3746 info@myfairlakes.com



TOP TEN THINGS YOU CAN DO TO IMPROVE WATER QUALITY

The environmental consequences of our daily actions can be seen in our lakes and streams. Whether you live in the city or the country, whether you have a lot of time and money to invest in your yard or just a little, there is something everyone can do to improve water quality. Here are some ways to make a contribution to improving water quality.

1. Keep leaves and grass clippings out of the street. Sweep them off pavement onto your lawn. If you rake, use leaves and/or grass clippings as mulch, or add it to a compost pile. Clippings and leaves can also be tilled directly into gardens or flowerbeds.



2. Direct rainwater away from paved areas. Consider installing a rain barrel or rain garden. Aim downspouts to grassy areas, not to pavement, if you don't have a rain garden. If you water your lawn, make sure not to water the sidewalk or driveway. Consider bricks, stones, blocks, gravel or wood chips as runoff-reducing alternatives to pavement.



3. Use pesticides and herbicides according to directions on the product label. Do not use or buy more than you need. Consider natural alternatives to chemicals. Contact a professional or master gardener for advice.

4. Test your soil before buying and applying fertilizer to your lawn. Most lawns don't need phosphorus, so don't pay for something you don't need.
5. Pick up after your pets. Either flush the waste down the toilet, bury it 4–6 inches deep in the yard or in a specially designed composter. Do not put it in your vegetable garden or compost that will be used for your garden.
6. If you change your own oil, make sure to take the used oil to a recycling collection site. Never pour it behind the garage, on the driveway to kill weeds or down the storm drain. Remember, whatever goes in the gutter eventually makes its way to our lakes and streams.
7. Maintain your car properly and timely; get leaks fixed quickly. Dispose of old batteries properly.



myfairlakes.com

